



Intermediate Level
Lesson 9 - Lesson Preparation Pack

Topic: Let's go to an aquarium (Part One)

Let's chat

Encourage conversational English by chatting about how we are feeling, the weather, the date and what we've been up to.

Grammar Focus - Adjectives

Watch a short video

Watch a short video clip of a visit to an aquarium.

Target Vocabulary

- aquarium
- dolphin
- shark
- seahorse
- turtle
- octopus
- starfish
- manta ray
- fish
- eel

What's in the tank?

Look into the tank and tell Teacher Mandy which of the sea creatures above are in each tank.

Listen to a song

The aquarium song - <https://www.youtube.com/watch?v=6fG6vcjkznA>

Reading Exercise

Let's read some facts about an aquarium and the sea creatures introduced above.

Aquarium

An aquarium is a tank of water to keep live fish, water creatures and plants.

Dolphin

A sea mammal that is intelligent and playful



Intermediate Level
Lesson 9 - Lesson Preparation Pack

Topic: Let's go to an aquarium (Part One)

Shark

A shark is a very large fish with sharp teeth that eats meat (carnivorous). Sharks are dangerous.

Seahorse

A small fish with a head that looks like a horse and that swims upright.

Sea Turtle

A turtle has a large shell and looks like a tortoise.

Octopus

An octopus is a sea creature that has eight arms and a big head.

Star Fish

A flat sea creature with five arms shaped like a star.

Manta Ray

A large flat sea fish that has fins that look like wings. Rays are quiet and peaceful and are not dangerous.

Fish

A fish have scales and fins. They live in water and breathe through their gills.

Eel

A fish with a long body, that looks like a snake. An eel has very sharp teeth.

Fact Tank

Let's match the fun facts to the correct sea creature.

Grammar focus - Let's revise adjectives?

Adjectives are **describing words**. They tell us more about the noun. Adjectives and nouns work together to make reading and writing more fun.



Intermediate Level
Lesson 9 - Lesson Preparation Pack

Topic: Let's go to an aquarium (Part One)

Like this.....

This is a **crab**. (The **noun** is crab)

Now let's use some **adjectives** (describing words) to tell us more about the noun (the crab).

This is a **small, bright orange, scary looking** crab. (The words **small, bright orange, scary looking**, are all **adjectives**).

Now let's look at the sea creatures in the tanks and use some **adjectives** to describe what they look like. (It will help if you look at the size, shape, colour, patterns and quantity and use these to describe what you see).

Free Talk Time

Let's look at some pictures of aquariums from around the world and talk about a visit to an aquarium

End with a movie clip

We watch a short movie clip relating to the lesson topic.



Intermediate Level
Lesson 9 - Lesson Preparation Pack

Topic: Let's build a tropical fish tank (Part Two)

Let's chat

Encourage conversational English by chatting about how we are feeling, the weather, the date and what we've been up to.

Revision

Revise the words learned in Part One of the lesson.

- aquarium
- dolphin
- shark
- seahorse
- turtle
- octopus
- starfish
- manta ray
- fish
- eel

Target Vocabulary

Introduce the naming words (nouns) of items we need to build our own fish tank or aquarium at home.

- fish tank
- tropical fish
- sand
- rocks
- plants
- coral
- pump and filter
- heater
- light
- fish food

Practise

Practice these new words by building your own aquarium.

Listen to a song

- Tropical Fish song - <https://www.youtube.com/watch?v=vRHr3XMB03I>



Intermediate Level
Lesson 9 - Lesson Preparation Pack

Topic: Let's build a tropical fish tank (Part Two)

Grammar Focus (Adjectives)

In "Go Fish", we practice using adjectives to describe the different tropical fish in the fish tank. (Look at the colours, shape, pattern, size etc.).

List of adjectives (some suggestions)

- bright
- colourful
- long
- striped
- spotted
- smooth
- coarse
- thin
- small
- spikey

Four in a row

Try to beat Teacher Mandy at a game of **4 in a row** using all the words we learned in Part 1 & Part 2 of this lesson.

End with a movie clip

We watch a short movie clip relating to the lesson topic.


Printable Worksheets

Print out the worksheets below for students to complete either to prepare for their upcoming lessons or to revise after their classes, or both.


- Aquarium colour fun
- Tropical fish colour fun
- Word Search (Part One)
- Word Search (Part Two)




COLOR FUN – PART ONE



aquarium




aquarium



dolphins





fish



turtle



COLOR FUN – PART TWO – TROPICAL FISH





Created with TheTeachersCorner.net [Word Search Maker](#)

Intermediate - the aquarium (part1)

Find and circle the words listed in the word list below the search

j r d a n e z t w t
s s o q a e o t z o
e t l u e l m o l c
a a p a s h a r k t
h r h r m t n f y o
o f i i y u t s f p
r i n u r r a b i u
s s g m l t r z s s
e h t g p l a w h j
z u n x b e y q p v

aquarium	dolphin	eel
fish	manta ray	octopus
seahorse	shark	starfish
turtle		



Created with TheTeachersCorner.net [Word Search Maker](#)

Intermediate - the aquarium (part2)

Find and circle the words listed in the word list below the search

t s a s y l r u x e c e t h v
z e z v k u d y t l o h l x k
s x l f n k v m r q r f i a c
a m i r s v s b o h a i g e j
n p e p h n o t p e l s h z p
d p m c x v y q i a j h t r l
d f c b k m m j c t p f i k a
r h z r u a l w a e n o b k n
v k l c i a k i l r p o z y t
e g k g d y b s f m l d d i s
g n q l k d l n i r y n i u t
f n c h y p m p s z h f d j m
r o m w s u p g h e j e e u m
h u o w x m u l f r o c k s f
n s r t e p m f i s h t a n k

coral
heater
pump
tropical fish

fish food
light
rocks

fish tank
plants
sand