



Beginner Level 2
Lesson 5 - Lesson Preparation Pack
The Vowel Family (Part One)

Topic: Introduction to vowels and consonants

Let's chat about the alphabet

We will look at the 26 letters of the alphabet and identify the 5 **vowels** (a, e, i, o, u).

We will then remove the 5 vowels from the alphabet and review the **21 consonants**.

We need vowels to make words. Without vowels we cannot form words.

Watch and listen

The vowel family - <https://www.youtube.com/watch?v=arQxkdRYyE4>

Let's use vowels to make words

Insert a vowel between consonants to make words.

Vowel A a

pa**t**, ha**a**t, ma**a**t, ca**a**t

Vowel E e

we**e**t, pe**e**t, ve**e**t, me**e**t

Vowel I i

pi**i**g, bi**i**g, wi**i**g, fi**i**g

Vowel O o

sto**o**p, ho**o**p, Bo**o**b, po**o**p

Vowel U u

bu**u**n, su**u**n, fu**u**n, ru**u**n

Games

We play a **game** of cards and choose the card with the vowel. Collect all the vowel cards.

Listen to a song

The vowels song - <https://www.youtube.com/watch?v=2V4LZs3Lfwc>



Beginner Level 2
Lesson 5 - Lesson Preparation Pack
The Vowel Family (Part One)

Topic: Introduction to vowels and consonants

Phonics and Pronunciation

After introducing the vowels we practice the short and long vowel sounds.

We will also use the short and long vowel sounds in words. *The long vowel sound is the sound of the name of the vowels (A, E, I, O, U).* We will use lower case and capital letters to distinguish between the two sounds.

Short vowel sound

a as in **a**pple

e as in **e**lephant

i as in **i**gloo

o as in **o**ctopus

u as in **u**mbrella

Long vowel sound

A as in **a**corn

E as in **e**agle

I as in **i**ce

O as in **o**val

U as in **u**nicorn

Listen to a song

The long & short vowel sounds - <https://www.youtube.com/watch?v=RUSCz41aDug>

Odd on out

Listen carefully to hear the words that have the short and long vowel sounds.

Spot the difference and identify the "odd one out" (the word that does not belong as it has a different vowel sound to the other words).

Movie Time

We end this class with a movie about the "Talking Words Factory" -

https://www.youtube.com/watch?v=pJCmlB3Xk_U

Additional songs for this lesson

These additional songs are there for you to download and listen to in your own time.

ConsonANT march song - <https://www.youtube.com/watch?v=PXKXPmpKqgk>

Alphabet phonics song - <https://www.youtube.com/watch?v=saF3-fOXWAY>



Beginner Level 2
Lesson 5 - Lesson Preparation Pack
The Vowel Family (Part One)

Topic: Introduction to vowels and consonants

Printable worksheets

Print out the colour pages and worksheets below for students to complete to prepare for their upcoming lessons and to use to revise after their classes, or both.

- Colour in the vowel letters (A, E, I, O, U)
- Colour in only the vowel letters in the alphabet
- Colour in the pictures of words that start with a vowel (a, e, i, o, u)
- Find the vowels letters



Beginner Level 2
Lesson 5 - Lesson Preparation Pack
The Vowel Family (Part Two)

Topic: **Revise vowels**
 Use letter "y" to replace vowels "i" and "e"
 Introduce the silent E e
 Introduce the Bossy "r"
 Learn the "a" and "an" rule

Let's revise

Which letters in the alphabet are vowels and which are consonants?

Do you remember the 5 vowels?

Do you remember the short and long vowel sounds?

Did you know that there is a letter in the alphabet we can use in place of a vowel?

Let's listen to a song

Vowel song - https://www.youtube.com/watch?v=u_NKzuVoNo

A, E, I, O, U and sometimes "Y"

Sometimes we use Y as a vowel when there is no vowel

- cry
- try
- fly
- sky

We introduce the silent or magic E e

The **silent "e"** at the end of a word remains "**silent**" (not sounded out). By placing the **silent "e"** at the end of the word, it can change the vowel in the word from a short vowel sound to a long vowel sound.

Listen to a song

Watch how the **silent (magic) "e"** works -

<https://www.youtube.com/watch?v=y4BriUTH2w4&t=20s>



Beginner Level 2
Lesson 5 - Lesson Preparation Pack
The Vowel Family (Part Two)

Topic: **Revise vowels**
 Use letter "y" to replace vowels "i" and "e"
 Introduce the silent E e
 Introduce the Bossy "r"
 Learn the "a" and "an" rule

Phonics and Pronunciation

We practice sounding out words that do not end in an "e". We then let the silent "e" do its magic and sound out how the word changes when the silent "e" is on the end of the word.

- can - can**e**
- plan - plan**e**
- cap - cap**e**
- fin - fin**e**
- pin - pin**e**
- bit - bit**e**
- kit - kit**e**
- hop - hop**e**
- not - not**e**
- cub - cub**e**

Another rule of the silent "e"

The silent "e" also changes the sound of the letter g and the letter c.

- fac - fac**e**
- rac - rac**e**
- pag - pag**e**
- hug - hug**e**

Listen and watch

Silent E song - <https://www.youtube.com/watch?v=eTqgFj-gWek&t=34s>

Odd on out

Listen carefully and identify the words that end in a **silent "e"**.



Beginner Level 2
Lesson 5 - Lesson Preparation Pack
The Vowel Family (Part Two)

Topic: **Revise vowels**
 Use letter "y" to replace vowels "i" and "e"
 Introduce the silent E e
 Introduce the Bossy "r"
 Learn the "a" and "an" rule

We introduce the Bossy "r" rule

It is called the bossy "r" because when it comes after a vowel, it changes the sound of the vowel.

Let's listen to a song

This song explains how the letter r changes the vowel sound.

The controlling r song - <https://www.youtube.com/watch?v=IGDpEVPzCw>

Introduce the general rule of "a" and "an"

The general rule is that we use "a" before words *that* start with a consonant and "an" before words *that* start with a vowel (a, e, i, o, u).

Listen to a song

The **A** and **An** song - <https://www.youtube.com/watch?v=B8MbH5Wwf5I>

Reading exercise

Practice using the article "a" and "an" by placing them correctly in the following sentences.

I have ___ ball and ___ bat.

I saw ___ lion and ___ ostrich when I was in Africa.

I have ___ apple, ___ orange and ___ banana in my lunchbox.

The Eskimo lives in ___ igloo.

I saw ___ octopus and ___ big fish when I was at the beach.

I have ___ dog, ___ cat and ___ iguana as pets.



Additional songs for this lesson

These additional songs may also be used in the lesson.

The Magic E long vowel song - <https://www.youtube.com/watch?v=gp1UmVSILJ4>

Letter "Y" can be a vowel - <https://www.youtube.com/watch?v=m9IomQ6S5jM>

Parents can also download this video from youtube for students to listen to in your own time - **How to Master the Silent E/Sneaky E** -

<https://www.youtube.com/watch?v=wJ2KpholmtE>

Printable worksheets

Print out the colour pages and worksheets below for students to complete to prepare for their upcoming lessons and to use to revise after their classes, or both.

- Colour in the letter Y - which can be used in place of a vowel
- Colour in the pictures for words that end with a silent "e"
- Add the silent "e" to change the word
- Circle the article "a" and "an"



COLOUR IN THE VOWEL LETTERS



COLOUR ALL THE VOWEL LETTERS THE SAME COLOR

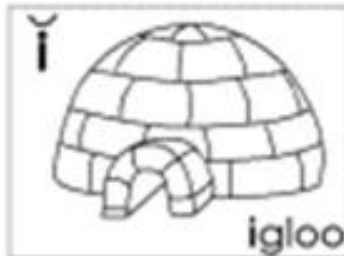






COLOUR FUN

Name: _____

www.KidZone.biz
Learning Letters
Short Vowel Sounds



Say the vowel's name and make the sort vowel sound that goes with it. Say the name of each picture and listen to the beginning sound. Color the pictures.

The vowels a e i o u		Name: _____	Xolo
a		e	
Apple		Elephant	
i			
Island			
o		U	
Orange		Unicorn	



COLOUR FUN

Name: _____

Which Are Vowels?

Circle all of the vowels inside of bubba's mouth.



Write the different vowels below.



Copyright www.myteachingstation.com

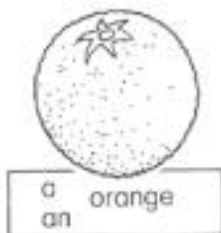
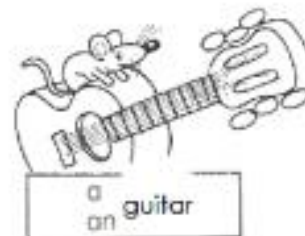




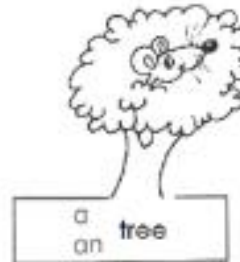
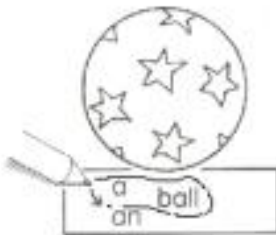
Early Childhood Educational Resources

Teaching Station



WORKSHEET

circle a or an





WORKSHEET









Could it Be a Silent e?

Directions: Which word fits the picture? Fill in the correct circle. Then color the pictures.

 cak cake	 rose ros	 bede bed
 hat hate	 kite kit	 cupe cup
 hive hiv	 gume gum	 bike bik

Just Add E

Add an e to the end of these short vowel words to make new long vowel words.

- | | | | |
|-----|---|-------|---|
| tub | → | tub__ |  |
| can | → | can__ |  |
| pin | → | pin__ |  |
| rob | → | rob__ |  |
| cub | → | cub__ |  |
| kit | → | kit__ |  |
| tap | → | tap__ |  |
| man | → | man__ |  |