



ESL for LIFE with Teacher Mandy

Pre - Beginner Level Lesson 8 - The Colour Purple Lesson Preparation Pack

Pre-Beginner Level Objective

The objective of pre-beginner classes is to prepare foreign non-English speaking students for Beginner Level 1 of the ESL for LIFE program.

As it has been proven that repetition is a very effective method of teaching young learners a new language, these classes are designed to be repetitive.

At the beginning and end of every lesson, we will listen to a greeting song and learn to greet correctly.

Hello, nice to meet you - <https://www.youtube.com/watch?v=ANrSdZq8sCk>

When we meet someone new, we shake hands and say, "Hello, nice to meet you".

How are you?

I am happy.

I am sad.

I am fine.

I am good.

I am tired.

I am angry.

I am sleepy.

I am hungry.

How's the weather

Weather Song - <https://www.youtube.com/watch?v=6MGRkUIFZws&t=26s>

How's the weather today?

It is sunny.

It is cloudy.

It is rainy.

It is snowy.

It is windy.



ESL for LIFE with Teacher Mandy

Pre - Beginner Level Lesson 8 - The Colour Purple Lesson Preparation Pack

Days of the week

There are 7 days in one week.

Monday

Tuesday

Wednesday

Thursday

Friday

Saturday

Sunday

Let's listen to a song about the days of the week -

<https://www.youtube.com/watch?v=mXMofxtDPUQ>

What day is it today?

Purple Things

Words are introduced slowly, enunciating the sound of the word. Students will be asked to repeat the word until they pronounce the word correctly.

If we mix the colour red and the colour blue together, we get the colour **purple**.

- **grapes**
- **plum**
- **eggplant**
- **balloon**
- **butterfly**

Listen to a song

The purple song - <https://www.youtube.com/watch?v=JUy3VSDHawQ>



ESL for LIFE with Teacher Mandy

Pre - Beginner Level Lesson 8 - The Colour Purple Lesson Preparation Pack

Read about purple

We will read the following picture sentences;

Blue and red make purple.

I like purple grapes.

A **plum** is a fruit.

Eggplant is a purple vegetable.

I see a purple balloon.

I see a purple butterfly.

Number word match

Match the numbers from 1 to 10 to the correct word.

Practice counting from 10 - 20

Let's count, how many purple things there are from 10 to 20.

Show and Tell picture sentences

Use the sight words "this" and "is" to repeat after Teacher Mandy the purple things she has.

This is purple.

Now show teacher your purple things and repeat;

This is purple.

Game

We play a game to practice the words introduced and the colour **purple**.

Goodbye Song

It's time to say "goodbye"- <https://www.youtube.com/watch?v=f-rGfEAaeS8>

Printable Flashcards and Colour Pages

Print out the flashcards of the things that are purple and the colouring pages below to help your child/children prepare for the upcoming class about the colour purple.

These sheets can also be used to revise after their classes.



NEW WORD FLASHCARDS

grapes



plum



eggplant




balloon



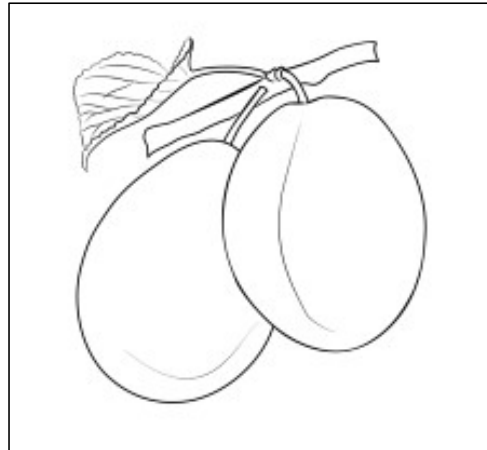
butterfly



COLOURING PAGE




Colour the **grapes** in purple.




Colour the **plums** in purple.



Colour the **eggplant** in purple.



Colour the **balloons** in purple.



Colour the **butterfly** in purple.